

surgicalscience



ANGIO Mentor®

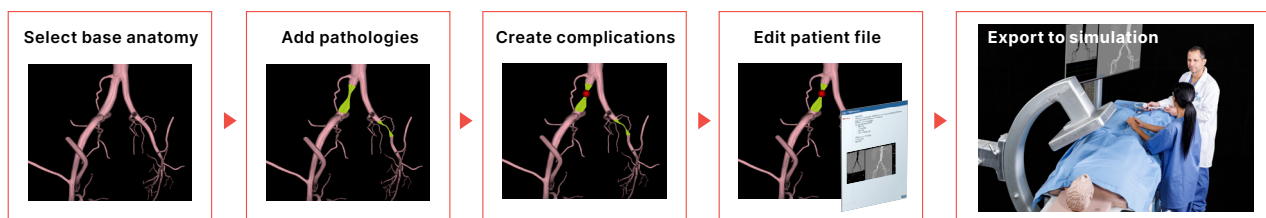


*Sanford-USD Surgical Residency and Cardiology Fellowship Programs*

Trusted by medical associations, hospitals, training centers, and the medical device industry globally, the ANGIO Mentor provides trainees with realistic clinical settings to practice endovascular interventions using fluoroscopic and ultrasound guidance.

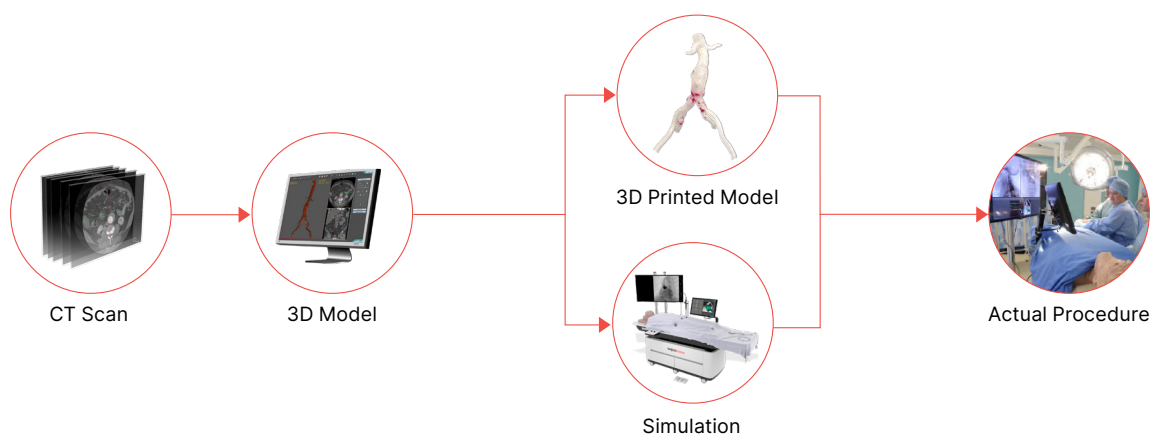
## iCase

The first endovascular simulation case editor enables simple creation of new case scenarios for training.



## PROcedure Rehearsal Studio™

This FDA cleared software allows clinicians to create patient-specific 3D digital models based on a patient's CT. Clinicians can plan and rehearse prior to performing the actual endovascular intervention on their patients.



The ANGIO Mentor mixed-reality training simulators provide a comprehensive, safe environment for multi-level hands-on practice of endovascular procedures and techniques performed in the cath lab, interventional suite or operating room.

## Key Features:

### Imaging

- Real time fluoroscopy, cineangiography, DSA and roadmapping.
- Real Time Ultrasound (IVUS, ICE, TEE).
- Ability to connect to a real or miniature c-arm.



### Device Simulation

- A wide selection of interventional devices.
- Simulated deployment systems are based on actual devices.
- Haptic feedback and realistic device behavior.

### Patient Management

- Responsive vital signs monitor.
- Extensive medication panel.
- Complex scenarios with real time complications.

### Educational Features

- Comprehensive performance metrics.
- Unique basic skills modules.
- Self-guided tutorial cases and ready-made curricula.
- A variety of educational features to establish anatomical and procedural knowledge.
- Radiation safety training.

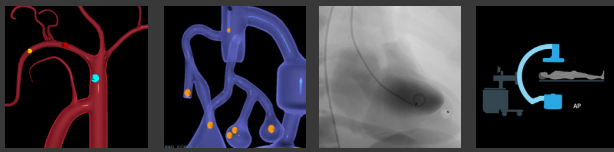
## ANGIO Mentor AR

A radiation awareness add-on application, which uses augmented reality (AR) to show real-time radiation scatter in the room. Clinical teams can safely practice simulated procedures while establishing the ALARA principles.



# An Ever-Expanding Library of Modules

Developed in collaboration with world leading physicians, the training modules support skills acquisition to build confidence and proficiency in a variety of endovascular techniques and procedures.




ENDOVASCULAR  
BASIC SKILLS

EP BASIC SKILLS

CARDIO BASIC  
SKILLS

C-ARM BASIC  
SKILLS

## BASIC SKILLS

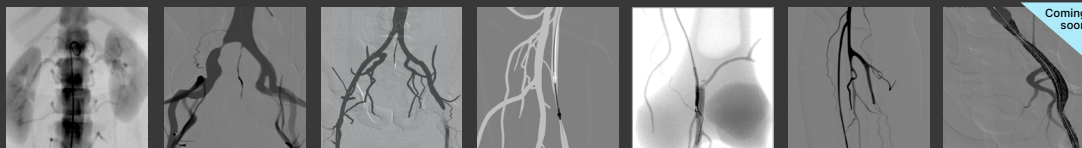


EVAR

TEVAR

ADVANCED TEVAR

## AORTIC INTERVENTIONS



RENAL

ILIAC

SFA

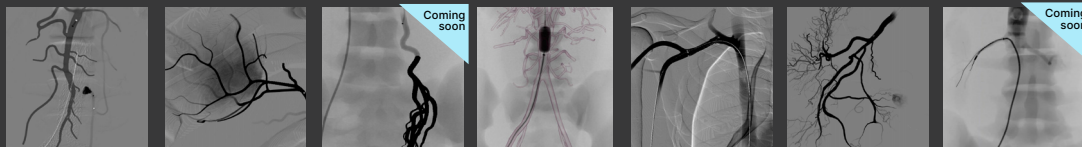
ATHERECTOMY

LOWER EXTREMITIES BELOW THE KNEE  
CTO

ILIOFEMORAL  
OBSTRUCTION

Coming soon

## PERIPHERAL INTERVENTIONS



PERIPHERAL  
EMBOLIZATION

EMBOLOTHERAPY  
(HCC & UFE)

ADVANCED  
EMBOLIZATION

TRAUMA  
MANAGEMENT

VENOUS  
INTERVENTION

PROSTATIC ARTERY  
EMBOLIZATION

RENAL DENERVATION



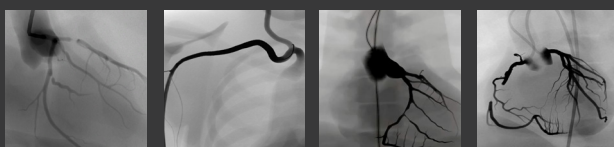
CAROTID

CEREBRAL

ACUTE ISCHEMIC  
STROKE

TRANSRADIAL  
CEREBRAL

## NEUROVASCULAR INTERVENTIONS



CORONARY

TRANSRADIAL  
CORONARY

CORONARY  
BIFURCATION

CORONARY CTO

## CORONARY INTERVENTIONS



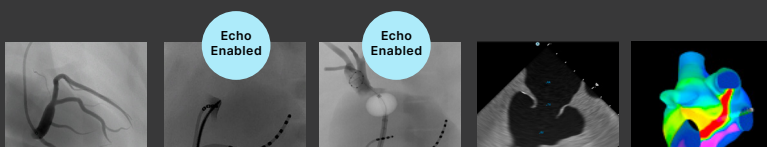
TAVI

ASD/PFO CLOSURE

LAA CLOSURE

TEE

## STRUCTURAL HEART DISEASES



CARDIAC RHYTHM  
MANAGEMENT

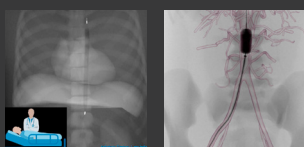
TRANSSEPTAL  
PUNCTURE

AF ABLATION

ICE TRAINER

EP MAPPING

## ELECTROPHYSIOLOGY



BEDSIDE CARDIAC  
ICU

TRAUMA  
MANAGEMENT

## TRAUMA AND ICU

# The ANGIO Mentor Family of Products


All simulator platforms are capable of running all ANGIO Mentor modules.



## ANGIO Mentor Suite II

Ideal for team training

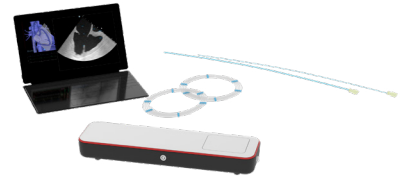
- True-to-life Interventional Suite/Hybrid OR environment.
- Integration of real C-arm and TEE probe.
- Life-size patient mannequin with 5 access sites.
- Adjustable table height and control panel position.
- Radiation awareness training using an AR application.



## ANGIO Mentor Flex Pro

Ideal for remote courses and conventions

- Compact, foldable and light.
- Packed in a small case – within airline check-in weight restrictions.
- Quick setup and easy, clutter-free operation.
- Easy maintenance with snap-in tracking stations.
- Available in both single and dual access configurations.



## Flex Pro 1.0

Ideal for device demonstration and procedural training

- Ultra-portable solution, packed in a carry-on suitcase.
- Instant setup in less than a minute.
- Runs complete procedural simulation using touchpad and keyboard.
- Enables haptic feedback and deployment using authentic delivery handles.



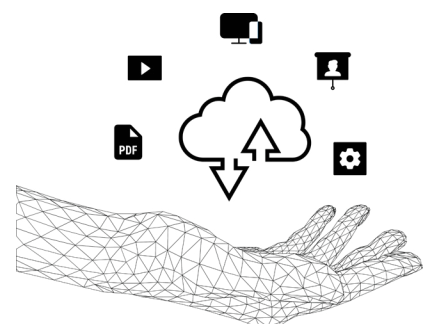
C-arm and TEE integration enables realistic team training



Device demonstration using ANGIO Mentor Flex Pro

## MentorLearn Cloud

A cloud-based easy-to-use management system that helps administer all your Surgical Science simulators, curricula and trainees. It enables online learning, results monitoring anywhere, proficiency-based hands-on training and simulation video capture, ideal for debriefing.





*"Simulation training provides the opportunity to train demanding, new operations in a zero-risk environment for the patient. Our vascular surgery residents simply do not come close to patients until completing simulation training and passing simulated exams on ANGIO Mentor simulator. That order is the only one that makes sense."*

**Prof. Jonas Eiberg**

Department of Vascular Surgery and Copenhagen Academy of Medical Education and Simulation at Rigshospitalet and University of Copenhagen, Denmark



*"We must train physicians that are currently performing old practices, on new devices and techniques. In addition, we needed a tool to train our residents and fellows without risking our patient. Now practicing on the ANGIO Mentor is a part of training in our vascular surgery department. All residents and fellows have a specific curriculum and they have to perform two hours per week of training and assessment in order to evaluate and improve their skills."*

**Prof. Nabil Chakfé**

Head of Vascular Surgery and Renal Transplantation Strasbourg University Hospital, France  
President of GEPROVAS Association



*"Simulation training on the ANGIO Mentor helps us to achieve better results. It allows us to repeat and learn well all procedural steps; knowing what to do reduces the number and complexity of complications. It brings us to the 'battlefield', allowing us to be ready and able to perform a safe and effective procedure."*

**Prof. Haim Danenberg**

Head of Interventional Cardiology  
Wolfson Medical Center, Israel

**19 | 39+ | 320+ | 18+**

YEARS OF  
SIMULATION  
EXPERIENCE

SIMULATED  
ENDOVASCULAR  
PROCEDURES

TRAINING  
CASES

INDUSTRY  
PARTNERS

**surgicalscience**



Let's discuss how your organization can benefit from simulation.  
Request a free demo at: [info@surgicalscience.com](mailto:info@surgicalscience.com)



Scan the QR code for more information.

Drakegatan 7 A | 412 50 Göteborg, Sweden | Tel +46 31 741 65 60 | [www.surgicalscience.com](http://www.surgicalscience.com)