

OPTIMIZE PATIENTS' COMFORT WITH ETHICAL HYSTEROSCOPY TRAINING

Improve skills and confidence with proficiency-based,
life-like simulation



ENDO Suite - HYST Mentor



Improve Clinical Proficiency and Performance With Hysteroscopy Simulation Training

The HYST Mentor mixed-reality simulator delivers highly realistic hands-on training for gynecologists in both diagnostic and therapeutic hysteroscopy skills. With cutting-edge simulation technology it generates life-like educational experience allowing trainees to learn and gain confidence in a risk-free environment, prior to treating real patients.

Why HYST Mentor?

- Enables training on common and rare patients, available anytime.
- Provides guidance and assessment, saving time for proctors and trainees.
- Allows setting benchmarks for proficiency-based training.
- Incorporated into the ENDO Suite platform, saving space and money.

Key Features:

- Simulates the maneuver of vaginoscopy and advancement through the cervical canal into the uterus.
- Provides real-time fluid management system display, to effectively track uterine fluid deficit.
- Simulates a spectrum of anatomies and conditions.
- Presents real-life complications: bleeding, perforation, light and electric failure.
- Displays patient discomfort scale.

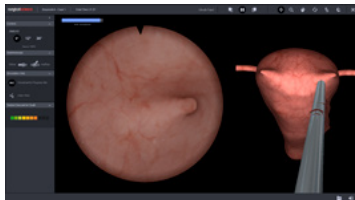
Comprehensive Hysteroscopy Hands-on Training

The HYST Mentor simulator offers unlimited practice sessions, encompassing a variety of uterine conditions such as polyps, fibroids, and adhesions.

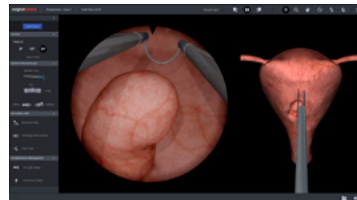
From fundamental techniques to complex maneuvers, trainees can effectively navigate the vagina and cervix, thoroughly examine the uterine cavity, and master instrument handling and manipulation, thereby significantly enhancing their proficiency.



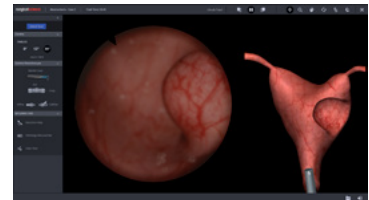
Ever-Expanding Library of Modules



Diagnostic Hysteroscopy



Hysteroscopic Polypectomy

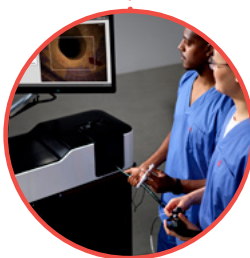


Hysteroscopic Myomectomy



One Platform for All Your Endoscopic Training Needs

The HYST Mentor simulator is integrated into the ENDO Suite multi-specialty platform, which also supports a comprehensive array of endoscopic procedures. These include GI Endoscopy, Bronchoscopy, and Endourology, which can be chosen according to preference.



GI Mentor
Gastroenterology
General Surgery



BRONCH Mentor
Pulmonology
Anesthesiology
Critical Care



HYST Mentor
OB/GYN



URO Mentor
Urology

“Hysteroscopy is an indispensable part of the gynecologist's armamentarium. As a diagnostic tool, it is considered the gold standard for evaluation of the uterine cavity. As a therapeutic tool, it offers minimally invasive and often uterine conserving, treatment options for our patients.”

<https://newsscope.aagl.org/special-interest-group/hysteroscopy-training/>



Surgical Science Women's Health Simulators

Our complete portfolio includes Pelvic Exams, Robotic Surgery, Laparoscopy, Ultrasound and Hysteroscopy simulators.



MentorLearn Cloud

A cloud-based easy-to-use management system that helps administer all your Surgical Science simulators, curricula and trainees. It enables remote learning and results monitoring, proficiency-based hands-on training and simulation video capture, ideal for debriefing.



surgicalscience



SCAN ME

Let's discuss how your organization can benefit from simulation.
Request a free demo at: info@surgicalscience.com

Scan the QR code for more information.